

# **Abbacca cĩ 'Thoureetu Dĩdĩngayyi**

**ABC Book**

**1st Edition**

**Authors:**

**Luuccio Willie Atyol**

**Dominko Lotubai Robert**

**Editors: Pio Lokoro Matia, Dario Lokonyen**

**SIL-Sudan**

This is the first book to be used to teach students the letter shapes, sounds and names. Instructions for the teacher are given in the following pages.

Contact Address:

Didinga Translation and Literacy Project

P. O. Box 64 Juba

Sudan

Email: [didinga\\_project@sil.org](mailto:didinga_project@sil.org)

**© 2008, Didinga Translation and Literacy Project**

**1st Edition      Dec 2008**

**Trial Edition      2002**

Publisher: SIL-Sudan

Place of Publication: Juba

# Anneek Dtiiccar nũũ 'thoo'thiok iccig jurrung

Ma allimaneehi dõhõlĩ 'buuk icci, nũũ 'thoo'thiok iccig jurrung:

1. Teretheek dõhõlĩ 'thaar cĩ lēētar 'cĩ ngaa iĩn ngeju.
  - A'nyĩik ihõõggõ hoboddiēēhĩ 'molook 'cĩ haũyyĩ lēētar tĩho buũk.
2. Nē tēhēēd lēētar tĩho bĩlēbbõõra (Blackboard) ĩcĩ 'limmaanõ hatĩ hĩcĩnĩt doholia vēlēk.
  - Ma aitõõ bĩlēbõõrĩ tõõ, teretheek ihõõggõ lēētar tĩho 'buuhatõõ cĩ allimani ho.
  - Teretheek dõhõlĩ tabattĩ mēēlĩg lēētar 'cĩ ngaa allimanoothĩk thõng hatĩ hagaacõ jurrung. A'nyĩik ihõõggõ hunuuyēēhĩ 'molook cunni.
  - Tēhēēd thõõth umwa bĩlēbbõõra nē ijinu doholeec umwa hētērētha lēētar 'cĩ ngaa iĩn ngeju ho. Bõdēēhĩ noho tabattĩ mēēlĩg lēētarnyaanĩ ũgēēgĩ buũk.
  - Nē 'limmaneeek dõhõlĩ hagaacõ 'molookwa 'cĩg havĩyyĩ lēētarnya 'cĩg iĩn ngeju ho nē jiin ihõõggõ buũk heterethia lēētarnya hĩ mũlũũkwa cĩggĩing buũk hõdēĩ hõdēĩ.
3. Nē uruta cĩ 'limmaanõ, jin dõhõlĩ lēētarnya aag illimaneehu aangaani tarĩ. Bũũnga 'thaar cĩg lēētarnya tĩko nē a'nyĩik dõhõlĩ heberria hode hũũwēēcõ lēētarnya tĩko bĩlēbbõõra

4. 'Limman dōhōlī hagaacō ngaatī ēhēēdī lēētarnya 'cīg ngaa iin ngeju ho.
5. Tigiilik dōhōlī hode duhaak ihōōggō dtēēllēna 'thoo'thiōhī iāag allimaneehi ho. Nē jiin ihōōggō tarī huduktaahi aī dtēēllēna 'cīg aduhaahi ihōōggō ho ne?
6. Jiin dōhōlī huduktaahi 'thaar cīg lēētarnya 'cīg ngaa iin ngeju ho. Terethaak ihōōggō jurrung. Tēhēēd hīcīnīt nēēg buūk bīlēbbōōra Nē teretheek 'thoo'thiok 'cīg eheedi lēētarnyaanī nīīcīg ho. Bōdēēhī tarī 'limaneek ihōōggō lēētarnya aag illimaneehu aangaani hatī hagaacō nēēg jurrung

# TEACHERS' GUIDE FOR USING THE ALPHABET BOOK

## Instructions:


1. Introduce the new letter by name of the sound after writing it on the blackboard. Use the small letter.
2. Give practice in recognizing the new letter and its sound through the following steps:
  - Let the learners guess the word from the first picture
  - Write the first word and ask someone to point out the new letter.
  - Do the same for the second and the third word.
  - Tell the learners to listen for the sound of the new letter as you read the three words.
  - Ask them to say other words with the same sound.
3. Revise other known letters by asking the learners to point them out as you name them.
4. Teach how to write the new letter, and allow learners to practice writing the letter.
5. Read or tell a story using the Alphabet Story book about one of the words using the new letter.
  - Ask questions about the story.

Summary:

6. Ask the class to tell you the name/sound of the new letter, point it out, write it, give words containing it. Revise some previously learnt letters (in the words on the board) as well.

**a**


**A**



**a'theet**




**ammĩlõny**




**a'thiit**

**b**


**B**



**bōhōl**



**bathala**




**boronit**



'b

'B



'buuk



hēbbēēna



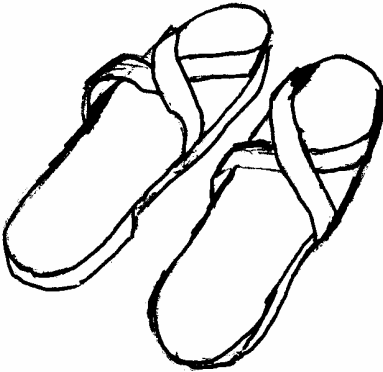
'baany

c

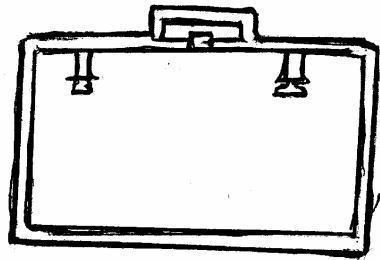
C



**carrīit**




**caawa**



**cadduk**

'c


'C



'cieeth



maccĩlĩl



'coroon

**d**

**D**



**důhům**



**důům**




**doholeec**

'd

'D



'dwaaninit




'diaati



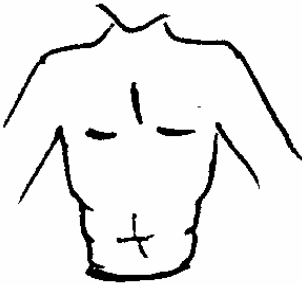
addungu

dh

Dh



dhulum




dhōrōk


dhukaan

**dt**

**Dt**



**dtaaba**




**dtoongu**




**dtuudtuunya**

e

E



eet



eteluuc




ekelee'thia


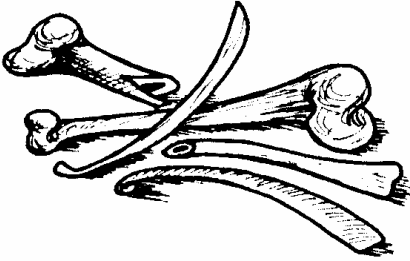


ẽ

Ë



ẽẽth

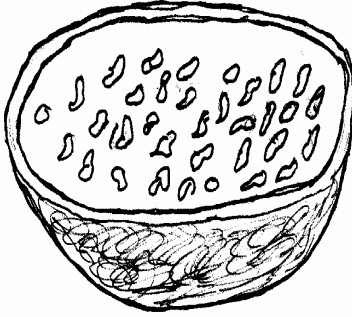


ẽmmẽ

lohẽrẽũ

**g**

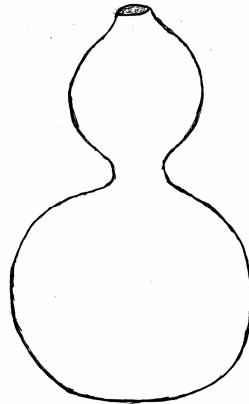
**G**



**gõra**




**gẽllẽny hẽẽng**



**logoro**

'g


'G



'gaarrieenit



'guumunu



taggõõn

h

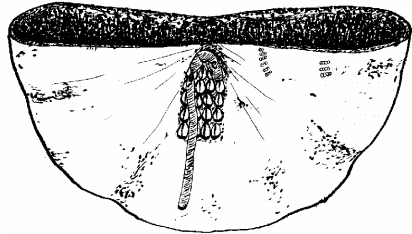
H



hěěta




hodob



heddem

i

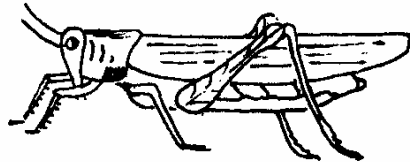
l



**ittiheenit**




**ira**




**igori**

ĩ


ĩ



ĩraga



ĩdēt



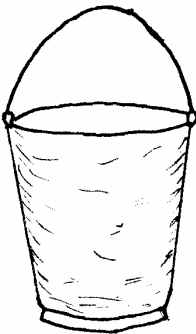
irrieer

j

J



jaanĩ



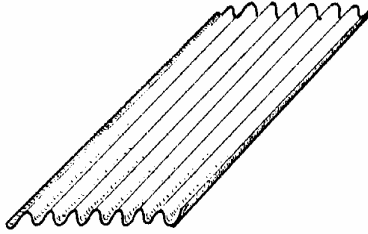
jērētē



jalan

'j

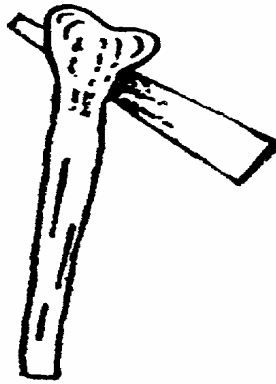
'J



'jĩĩngĩ



ijjo




hajjũk




**k**

**K**



**kõr**




**kuura**


**kanniinit**

I

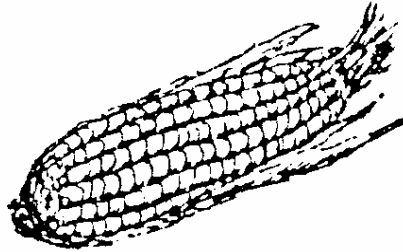
L



**lottiim**




**lorico**



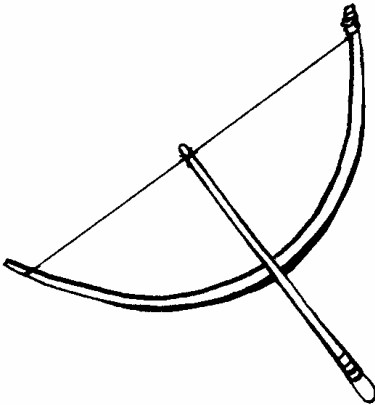
**locceritooc**

'I


'L



'loorong




'laan



halli

**m**


**M**



**mĩ'nyõõn**




**mooggoc**



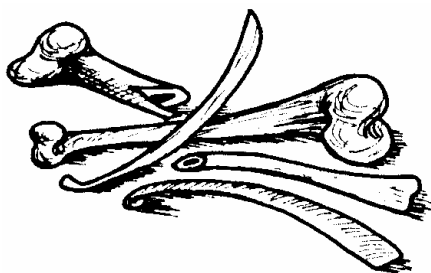
**moolít**

'm

'M



'maa




'mĩr

ẽmmẽ

n


N



**nakēēdū**




**naarwe**



**nabbooloc**

'n

'N




**hōnna**

ng

Ng



ngaadoki




ngatirria

ngaa

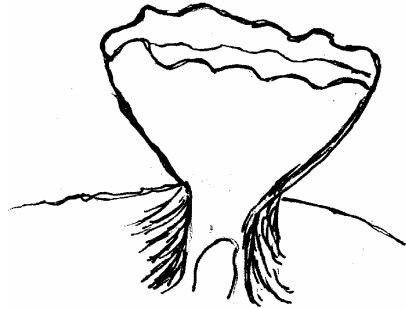



'ng

'Ng



'ngētēl



'ngōōhīt

'ngaallumooc

**ny**


**Ny**



**nyakangaan**




**nyaapala**



**nyalladõ**

**'ny**

**'Ny**




**'nyiakani**




**mũ'nyaac**

o

o



**olomĩ**




**o'thiang**




**orriang**

õ


õ



õ'ngõl




õkĩrĩ



õmmõõr

p


P



pelo



puuli




puuta

r

R



rehiinit




hūrara




lohottoroc

'r


'R



'rabacõ



hõrrõõnĩ




'rõõk




t


T



**taang**




**taggōñ**



**toromile**

't


'T



'tēēra




otto



'taabula

**th**

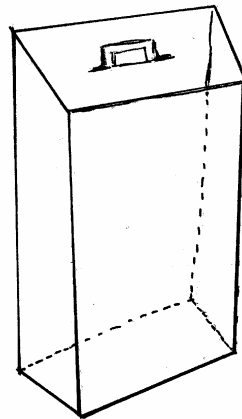
**Th**



**thigir**




**lõthũthũ**




**thõbba**

'th

'Th



'thiihit

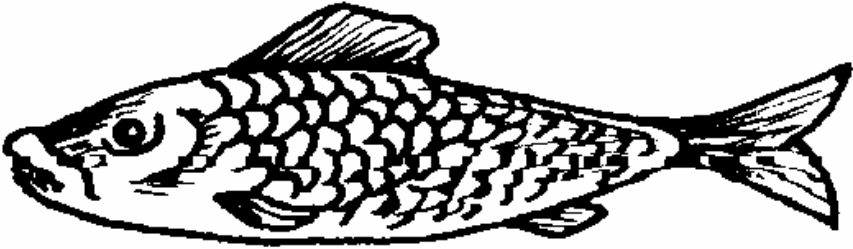


'thuuti


'tholobottec

u


U



ulugooc




uhucu




uhuti

ũ

Ū



ũthūr



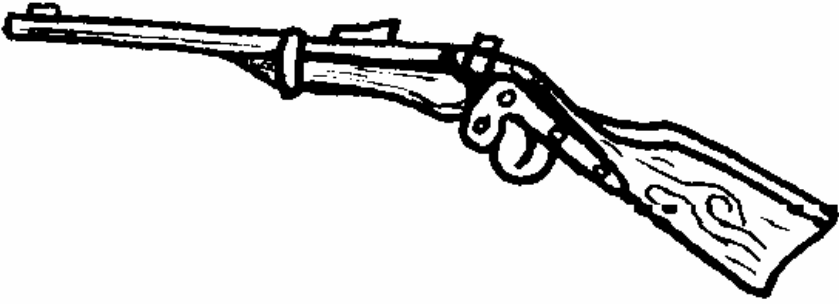
ũbũnĩ



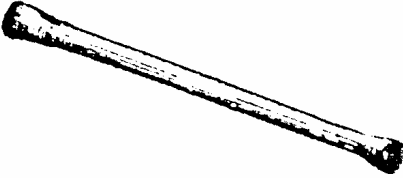
ũŭrũtaac

v

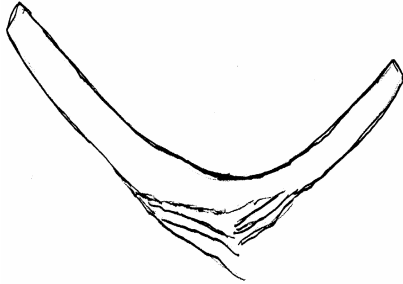
v



vadduhu



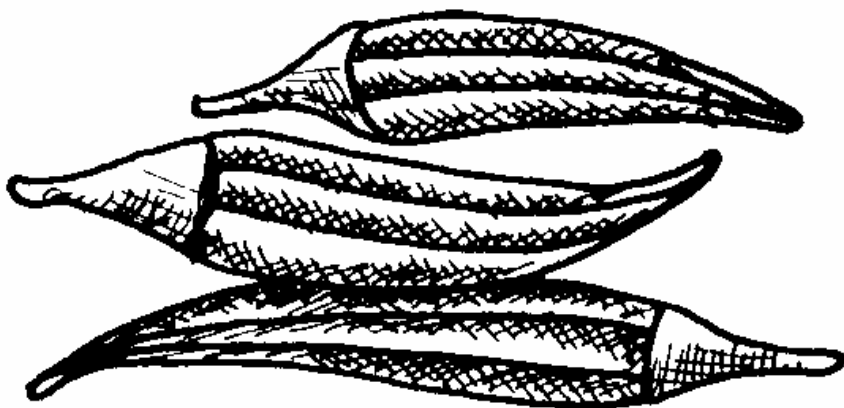
vattihi





varran

w

W



wēēka



waattinit

waawa

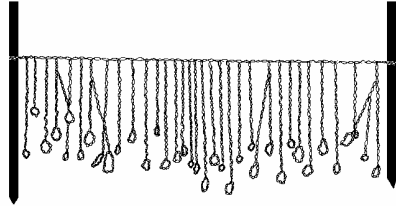



'w

'W



'waalac



'woor

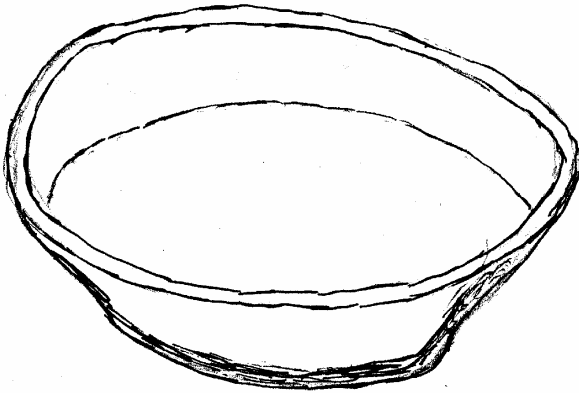
nyelelewwa

y

Y



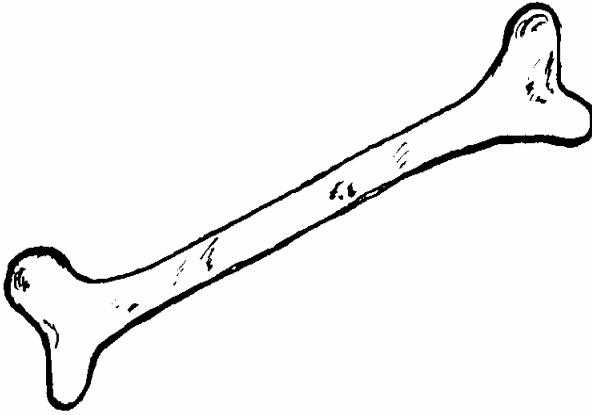
īyaaĩ




halaya

'y

'Y



'yēēri



'yalo



loyyaluk

## ABBACCA DĪDĪNGAYYI

a		A	n		N
b		B	'n	nn	'N
'b	bb	'B	ng		Ng
c		C	'ng	'ng	'Ng
'c	cc	'C	ny		Ny
d		D	'ny	'ny	'Ny
'd	dd	'D	o		O
dh		Dh	ō		Ō
dt		Dt	p		P
e		E	r		R
ē		Ē	'r	rr	'R
g		G	t		T
'g	gg	'G	't	tt	't
h		H	th		Th
i		I	'th	'th	'Th
ī		Ī	u		U
j		J	ū		Ū
'j	jj	'J	v		V
k		K	w		W
l		L	'w	ww	'W
'l	ll	'L	y		Y
m		M	'y	yy	'Y
'm	mm	'M			